



### District Report Card: 2017


<b>State:</b> Odisha	<b>District:</b> Jajpur
<b>Class:</b> 5	<b>Subject:</b> Language
<b>Schools:</b> 39	<b>Students:</b> 840


### Participation/Coverage


#### Students

<div>GENDER</div> <div></div>	Boys				Girls			
	Number		%		Number		%	
	426		50.71		414		49.29	

<div>AREA</div> <div></div>	Rural				Urban			
	Number		%		Number		%	
	799		95.12		41		4.88	

<div>CATEGORY</div> <div></div>	SC		ST		OBC		GEN	
	Number	%	Number	%	Number	%	Number	%
	180	21.43	153	18.21	348	41.43	159	18.93

<div>CWSN</div> <div></div>	LD	VI	HI	S&LD	ID	Oth
	1	4	1	1	1	5

<div>Management</div> <div></div>	Government			Government-aided		
	Number		%	Number		%
	840		100.00	0		0.00

### Average Performance of Students in Language (%)

Overall	Gender		Area		Management		Social Group			
	Male	Female	Rural	Urban	Govt.	Aided	SC	ST	OBC	GEN
54.91	53.77	56.09	54.38	65.37	54.91	0.00	52.19	49.93	56.95	58.32

## Performance on Learning Outcomes (LOs)

Learning Outcomes	Description	Average Performance(%)
L504	Reads and comprehends independently storybooks, news items/ headlines, advertisements etc.	50.33
L508	Reads text with comprehension, locates details and sequence of events	57.20

Range of Performance of Students who Answered Correctly							
Below 30%		30% - 50%		50% - 75%		Above 75%	
Number	%	Number	%	Number	%	Number	%
135	16.07	191	22.74	351	41.79	163	19.40

## Lowest Performing Learning Outcomes (LOs)

- 1 - Reads and comprehends independently storybooks, news items/ headlines, advertisements etc. (50.33)
- 2 - Reads text with comprehension, locates details and sequence of events (57.20)